

Page 4

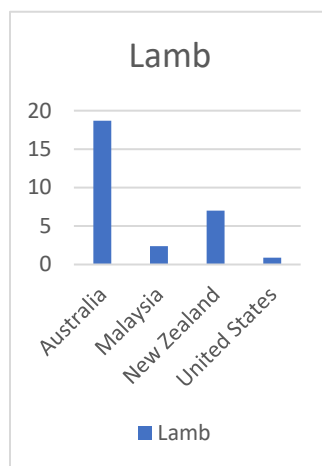
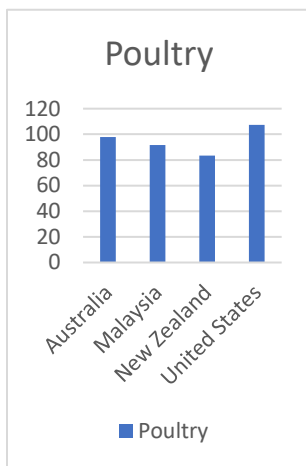
Corn Calculations

1. 50 kernels/row
2. 8,000 kernels
3. 81.25 kernels per ounce
4. 72800 kernels

Page 5

Protein on Your Plate

Country	Poultry (kg)	Poultry (lbs)	Lamb (kg)	Lamb (lbs)
Australia	44.5	97.9	8.5	18.7
Malaysia	41.7	91.7	1.1	2.4
New Zealand	37.9	83.4	3.2	7.0
United States	48.8	107.4	0.4	0.9



Did You Know?

28,158,000 Sheep

Page 6

The Degrees of Cheese

Sector	Percent (%)	Angle (°)
Breakfast	16.67%	60
Morning Snack	8.33%	30
Lunch	12.50%	45
Afternoon Snack	12.50%	45
Dinner	12.50%	45
Dessert	16.67%	60
Late Night Snack	20.83%	75

Page 7

Blend it Bigger

For a family of 4:

- Servings: 4
- Dates: 16
- Cups of Milk: 1 cup
- Cups of Vanilla Ice Cream: 5 cups

For a class of 25:

- Servings: 25
- Dates: 100
- Cups of Milk: 6 $\frac{1}{4}$ cups
- Cups of Vanilla Ice Cream: 31 $\frac{1}{2}$ cups

Did You Know?

44 pounds of olives to fill a 128-ounce jug.

Page 8

Pizza Puzzler

Pizzeria	Circumference	Diameter	Radius	Price
Luigi's Pizza Palace	25.1"	8"	4"	\$5.25
Ristorante Romano	37.7"	12"	6"	\$8.25
Pizza Pirates	32"	10"	5"	\$7.00

Did You Know?

Diameter: 131 feet

Radius: 65.5 feet

Circumference: 411.5 feet

Page 9

Taqueria de California Menu Activity

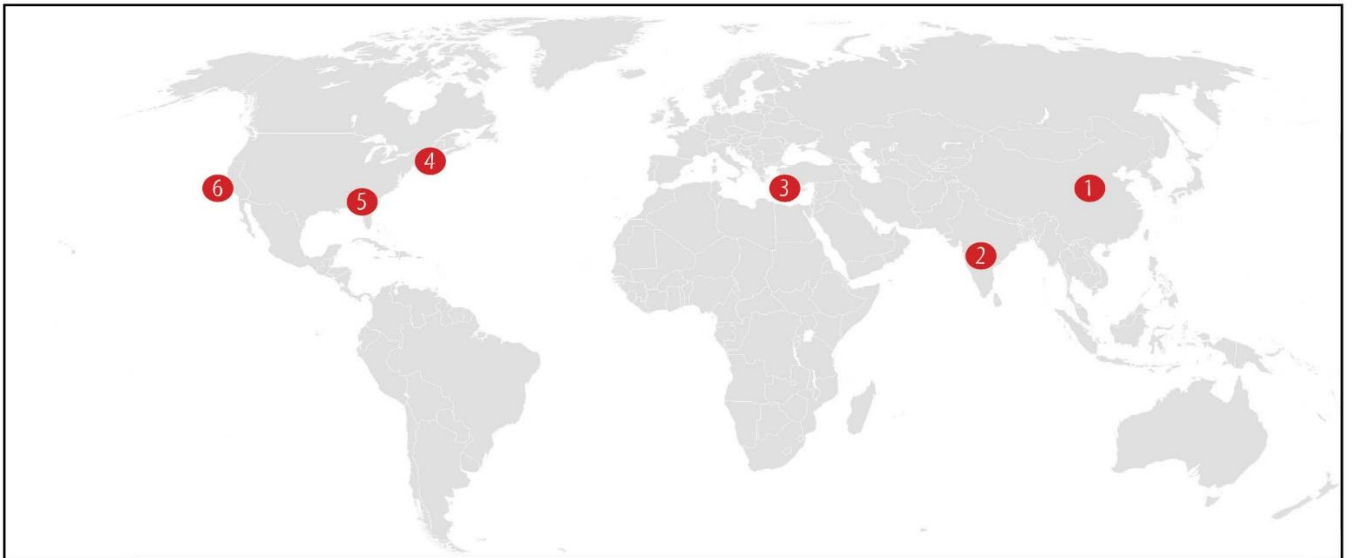
1. \$4.90
2. \$21.05
3. \$5.56
4. \$7.05

Page 10

Look for the Label (answers will vary based on egg size and brand used.
<https://www.incredibleegg.org/egg-nutrition/nutrient-label/>)

1. 6 grams of protein
2. 70 calories in one egg
3. 24% of your daily protein needs will be met.
4. 0 grams of sugar
5. 6%

Rice Around the World

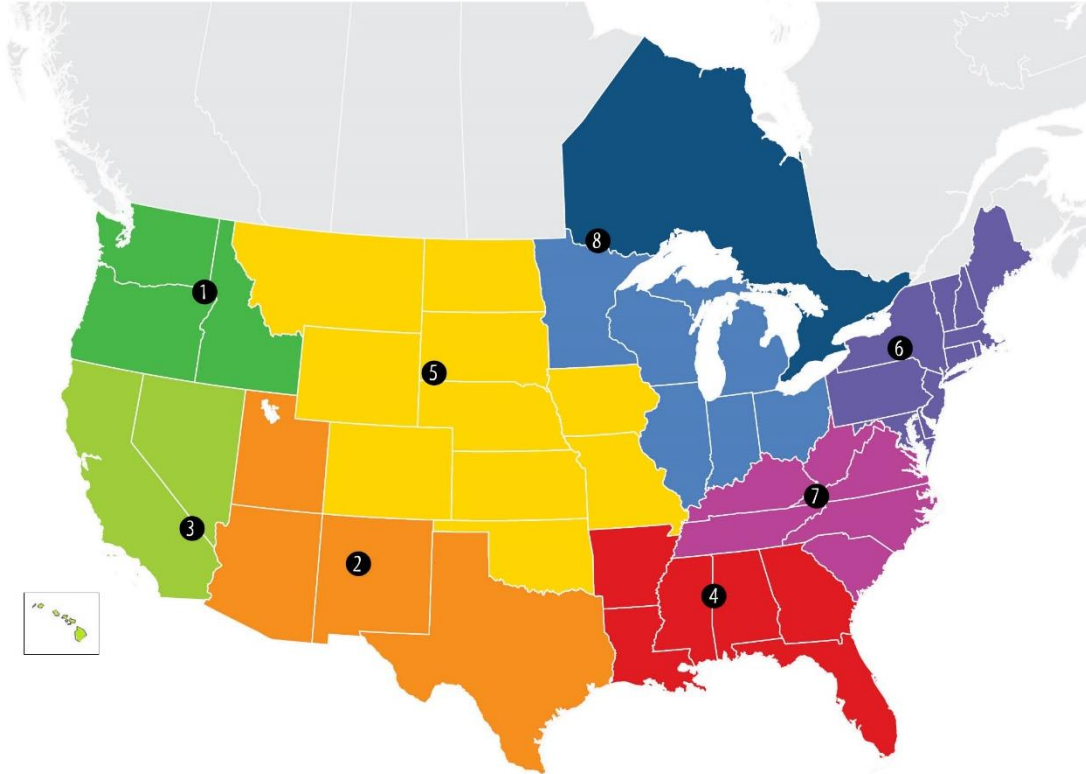


Page 11

Uniquely North American

8.4 million cans of spam

Regional Cuisine Map Match



Page 12

The Sizzle Scale

1. 330,000 Scoville Heat Units
2. Zimbabwe Bird Chile
3. 100 times hotter
4. Answer will vary.

Page 13

Phenomenal Flowers

Almond – Pink and white flower

Walnut – Green flower

External structures that support survival, growth, and reproduction – Trunk, stems, bark, and roots.

From California to the World

Country	Top Imported CA Commodity	Value of Imported CA Commodity	Value rounded to the nearest million/billion
European Union	Almonds	\$1.6 billion	\$2 billion
Canada	Wine	\$359.9 million	\$360 million
China	Pistachios	\$530.2 million	\$530 million
Japan	Rice	\$234.1 million	\$234 million
Mexico	Dairy Products	\$420 million	\$420 million
Korea	Oranges	\$182.5 million	\$182 million
India	Almonds	\$489.9 million	\$490 million
Turkey	Walnuts	\$189.9 million	\$190 million
United Arab Emirates	Almonds	\$240 million	\$240 million
Vietnam	Almonds	\$157.1 million	\$157 million

California's Top Ten Exports

California's Top Ten Exports

S E I R R E B W A R T S D U F
 S L W G M D X N A W W A U O O
 U E E A P J Y E I J I B E T R
 Y J P I L D L N G R R K Z S A
 U B U A O N E G Y O U G P O N
 K Q T D R X U P E C I R F I G
 B G V A I G R T R Z I E S H E
 X D V E R O E W S J I E C C S
 F Y H O D X W L M F O N O A L
 S F Z U P Y L Y B T J G D T C
 A V C X T O H V A A I Z Q S Y
 Q T P M S Y B M D Y T R T I Q
 S W Z A L M O N D S S H L P X
 K C V Q X T Y K W O H S T K F
 W X J H B O I D J A Q C T U A

Find and circle California's top export commodities.

1. ALMONDS
2. WINE
3. DAIRY PRODUCTS
4. WALNUTS
5. PISTACHIOS
6. TABLE GRAPES
7. TOMATOES
8. RICE
9. ORANGES
10. STRAWBERRIES